

Heaven and Earth Designs

Lady Of Shalott

Chart No: HAEM 976

By Michele Sayetta

Artwork by Waterhouse



Finished Design Size 400W by 266H (16 WX 10-5/8 H inches on 25ct fabric)

Heaven and Earth Designs

425 9th Street SW

Willmar MN 56201

320-214-7998

www.heavenandearthdesigns.com

Copyright Heaven and Earth Designs 2004

Instructions

The model for Lady Of Shalott is stitched over 1 on 25ct, Linen or Evenweave may be used. You may use 1 or 2 strands of floss depending on your preference.

It is recommended that you make working copies and enlarge to view detail and symbols.

































We also suggest using a #28 needle when working over 1 on 25ct.











































This is a large project that will offer many hours of stitching pleasure.

















We thank you for purchasing this design and welcome any questions or comments
That you may have.

Pattern Name: Lady Of Shalott-Waterhouse
Designed By: Michele Sayetta
Company: Heaven and Earth Designs
Copyright: 2005
Fabric: Linen or Evenweave 25, White
 400w X 266h Stitches
Size: 25 Count, 16w X 10-5/8h in

Floss Used for Full Stitches:


Symbol	Strands	Type	Number	Color
	∞	2	DMC 032	Kreinik #4
	⑧	2	DMC 154	Grape-VYDK
	⌘	2	DMC 165	Moss Green-VYLT
	⌘	2	DMC 169	Pewter-LT
	➔	2	DMC 221	Shell Pink-VYDK
	=	2	DMC 301	Mahogany-MD
	■	2	DMC 310	Black
	◐	2	DMC 315	Antique Mauve-VYDK
	+	2	DMC 317	Pewter Gray
	◌	2	DMC 318	Steel Gray-LT
	⋮	2	DMC 355	Terra Cotta-DK
	◐	2	DMC 356	Terra Cotta-MD
	◻	2	DMC 372	Mustard-LT
	⌘	2	DMC 407	Desert Sand-DK
	☯	2	DMC 413	Pewter Gray-DK
	◐	2	DMC 414	Steel Gray-DK
	⌘	2	DMC 415	Pearl Gray
	◻	2	DMC 420	Hazelnut Brown-DK
	⋮	2	DMC 437	Tan-LT
	#	2	DMC 451	Shell Gray-DK
	⌘	2	DMC 452	Shell Gray-MD
	▲	2	DMC 524	Fern Green-VYLT
	†	2	DMC 535	Ash Gray-VYLT
	◻	2	DMC 610	Drab Brown-DK
	⊕	2	DMC 611	Drab Brown
	⌘	2	DMC 613	Drab Brown-VYLT
	⌘	2	DMC 632	Desert Sand-UL VYDK
	↻	2	DMC 640	Beige Gray-VYDK
	⊕	2	DMC 644	Beige Gray-MD
	⊕	2	DMC 645	Beaver Gray-VYDK
	⌘	2	DMC 646	Beaver Gray-DK
	⌘	2	DMC 647	Beaver Gray-MD


Symbol	Strands	Type	Number	Color
	2	DMC	648	Beaver Gray-LT
	2	DMC	676	Old Gold-LT
	2	DMC	677	Old Gold-VY LT
	2	DMC	729	Old Gold-MD
	2	DMC	738	Tan-VY LT
	2	DMC	739	Tan-UL VY LT
	2	DMC	754	Peach-LT
	2	DMC	777	Raspberry-VY DK
	2	DMC	779	Cocoa-DK
	2	DMC	816	Garnet
	2	DMC	822	Beige Gray-LT
	2	DMC	823	Navy Blue-DK
	2	DMC	838	Beige Brown-VY DK
	2	DMC	839	Beige Brown-DK
	2	DMC	840	Beige Brown-MD
	2	DMC	841	Beige Brown-LT
	2	DMC	844	Beaver Brown-UL DK
	2	DMC	898	Coffee Brown-VY DK
	2	DMC	902	Garnet-VY DK
	2	DMC	934	Black Avocado Green
	2	DMC	938	Coffee Brown-UL DK
	2	DMC	939	Navy Blue-VY DK
	2	DMC	951	Tawny-LT
	2	DMC	3021	Brown Gray-VY DK
	2	DMC	3022	Brown Gray-MD
	2	DMC	3024	Brown Gray-VY LT
	2	DMC	3031	Mocha Brown-VY DK
	2	DMC	3041	Antique Violet-MD
	2	DMC	3045	Yellow Beige-DK
	2	DMC	3052	Green Gray-MD
	2	DMC	3064	Desert Sand
	2	DMC	3364	Pine Green
	2	DMC	3371	Black Brown
	2	DMC	3685	Mauve-DK
	2	DMC	3721	Shell Pink-DK
	2	DMC	3726	Antique Mauve-DK
	2	DMC	3740	Antique Violet-DK
	2	DMC	3747	Blue Violet-VY LT
	2	DMC	3770	Tawny-VY LT
	2	DMC	3771	Terra Cotta-UL VY LT
	2	DMC	3772	Desert Sand-VY DK
	2	DMC	3773	Desert Sand-MD


Symbol	Strands	Type	Number	Color
	2	DMC	3779	Terra Cotta-UL VY LT
	2	DMC	3782	Mocha Brown-LT
	2	DMC	3787	Brown Gray-DK
	2	DMC	3790	Beige Gray-UL DK
	2	DMC	3799	Pewter Gray-VY DK
	2	DMC	3802	Antique Mauve-VY DK
	2	DMC	3803	Mauve-MD
	2	DMC	3831	Raspberry-DK
	2	DMC	3856	Mahogany-UL VY LT
	2	DMC	3857	Rosewood-DK
	2	DMC	3858	Rosewood-MD
	2	DMC	3859	Rosewood-LT
	2	DMC	3860	Cocoa
	2	DMC	3861	Cocoa-LT
	2	DMC	3862	Mocha Beige-DK
	2	DMC	3863	Mocha Beige-MD







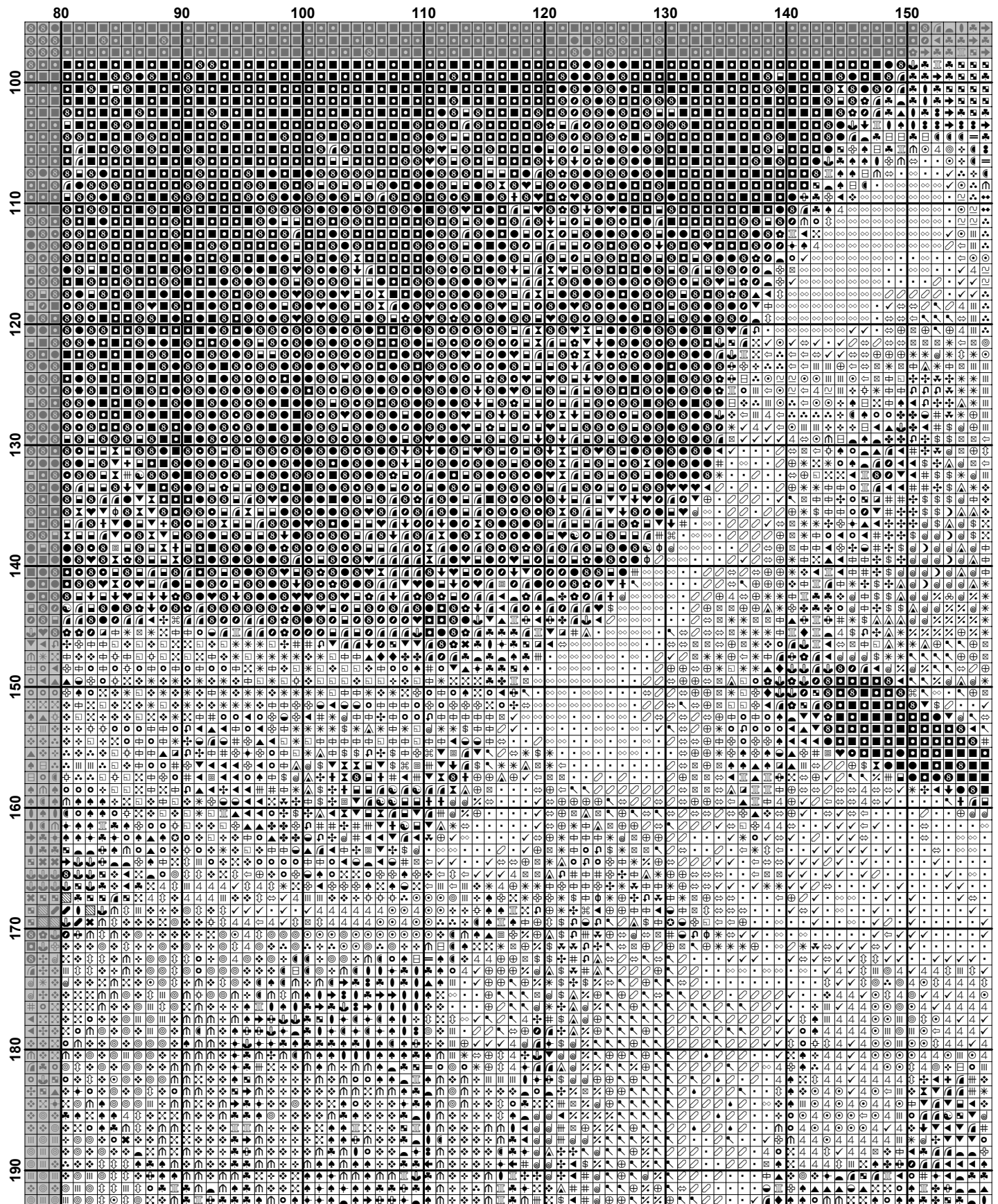























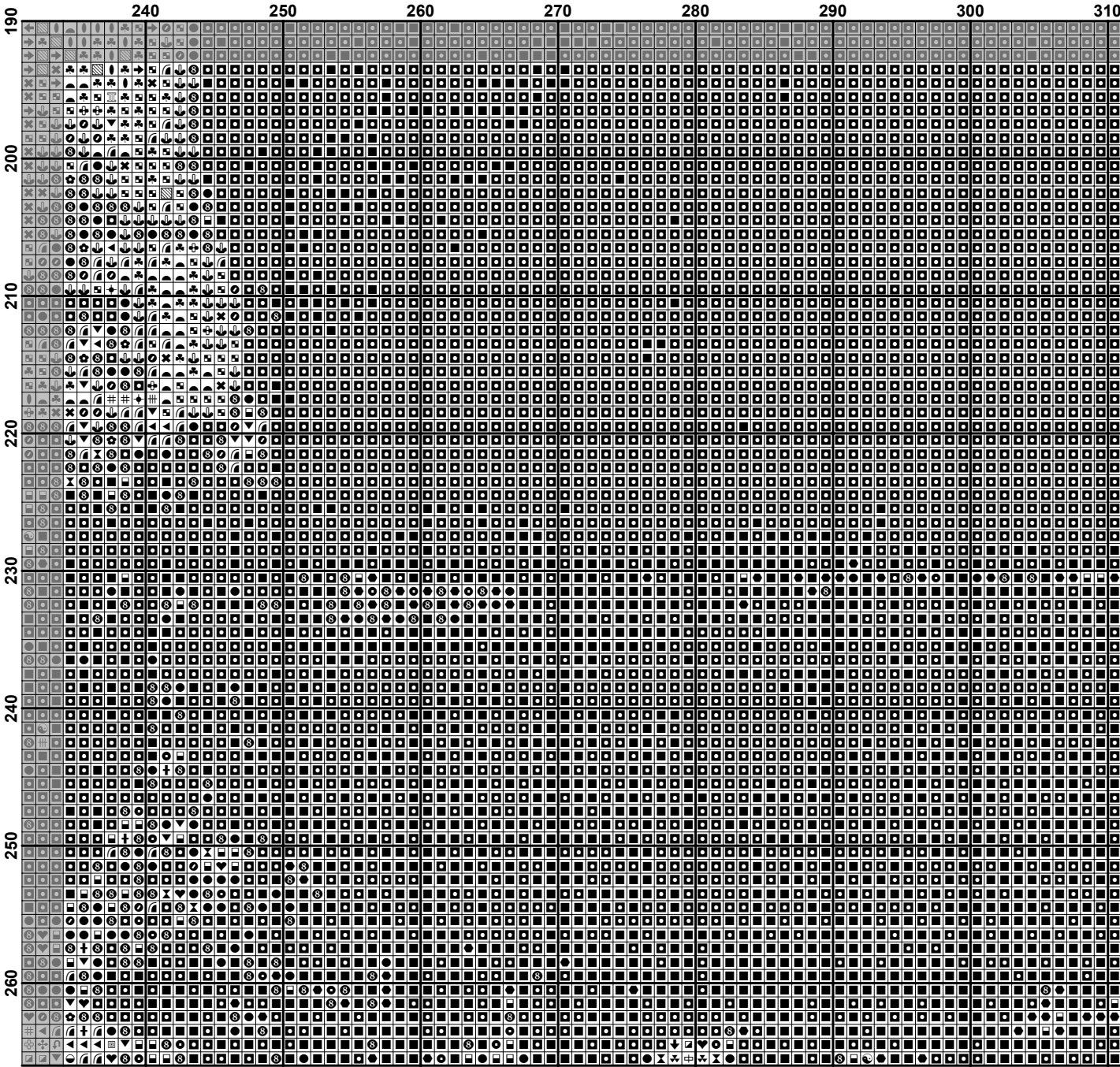















190	390	400
200		
210		
220		
230		
240		
250		
260		